

My Local Authority Area

File created on: 4/26/2024 2:01:59 PM

Local area summary

Please use the menu or map below to select a local area

[Glossary](#)

Once you have chosen an area, select one of the buttons at the bottom to learn more about your area

Select a region:

Yorkshire and the Humber

Select a local area:

Leeds

[Now go to the data](#)



Hover over the i
to find out more
information

In this dashboard you can look at local area data individually. You can use the local area comparison dashboard to compare data for multiple local areas.

[Press here to go to the local area comparison dashboard](#)

Key findings, 2022/23

[Download PowerPoint](#)

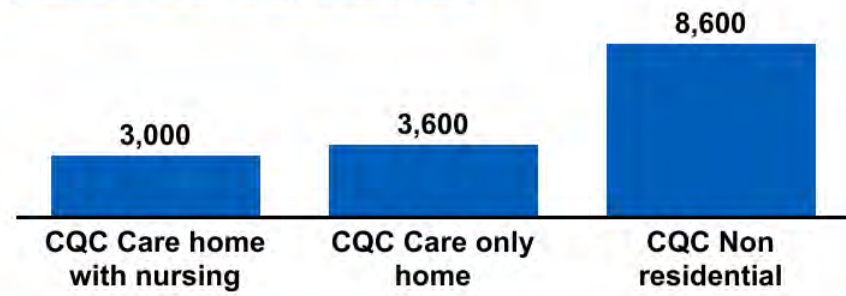
You are looking at **Leeds**

This summary of the adult social care workforce in **Leeds** includes data from the whole adult social care sector: local authorities, the independent sector, posts working for direct payment recipients and those working in the NHS.



Please note that the data below and other pages refer to filled posts in the **local authority** and **independent** sectors only

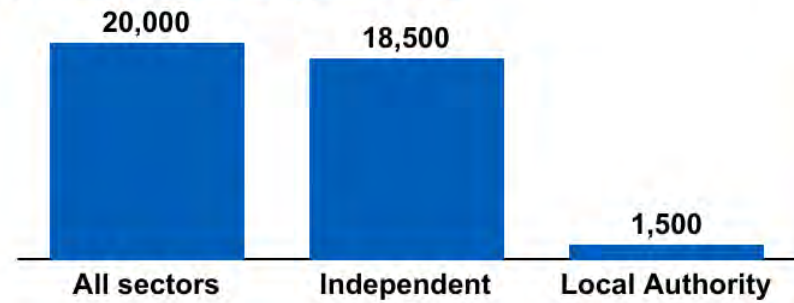
Filled posts by service



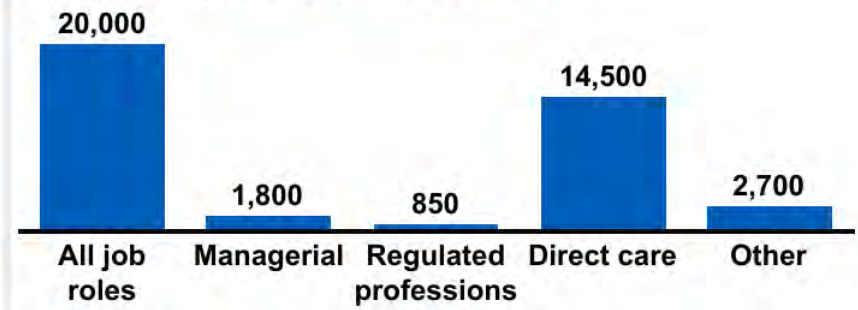
CQC-regulated establishments



Filled posts by sector



Filled posts by job group



Employment overview, 2022/23

[Download PowerPoint](#)

You are looking at **Leeds**

Use the drop down menus to filter the information shown on this dashboard

Select a sector:
All sectors

Select a service:
All services

Select a job role:
All job roles

Number of filled posts
20,000

This page contains information about filled posts in the **local authority and independent** sectors only

18,500
employees



defined as workers employed on permanent and temporary contracts

20%



of workers were employed on a **zero-hours contracts**

(or 3,900 filled posts)

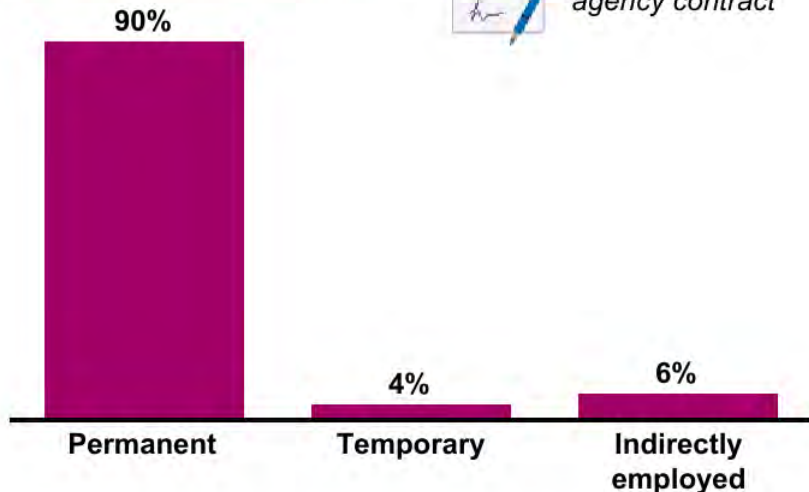
15,500
Full-time equivalent (FTE) filled posts

This is a ratio of
0.78

Employment status



Indirectly employed includes workers on a bank, pool or agency contract



Part-time
46%



Full-time
54%

Recruitment and retention, 2022/23 i

[Download PowerPoint](#)

You are looking at **Leeds**

Use the drop down menus to filter the information shown on this dashboard

Select a sector:

All sectors

Select a service:

All services

Select a job role:

All job roles

Number of filled posts
20,000

This page contains information about filled posts in the **local authority and independent** sectors only

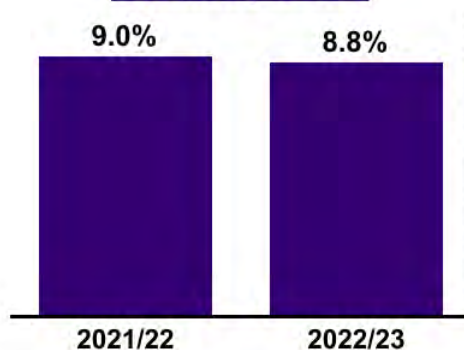
The turnover rate was

34.0%

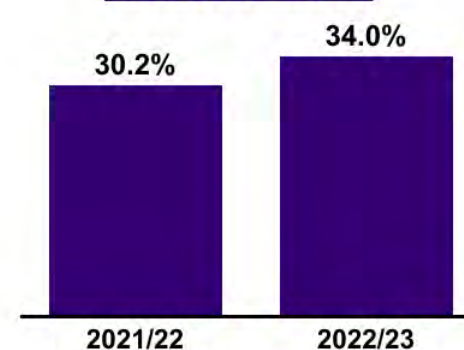
(or 6,300 leavers)



Vacancy trend



Turnover trend



9.5%

vacancy rate
(1,900 vacant posts)

7.6

The average number of sickness days



Select a view:

- Experience in role
- Experience in sector



5.6

average years of experience in the role



58%

of recruitment is from within adult social care

- Less than 3 years
- 3 to 9 years
- 10 years or more

To view up to date monthly information on how the adult social care workforce has changed since March 2023, press the button to go to our monthly tracking dashboards

[Press here to go to Monthly Tracking](#)

Demographics, 2022/23 i

[Download PowerPoint](#)

You are looking at **Leeds**

Use the drop down menus to filter the information shown on this dashboard

Select a sector:
All sectors

Select a service:
All services

Select a job role:
All job roles

Number of filled posts
20,000

This page contains information about filled posts in the **local authority and independent** sectors only

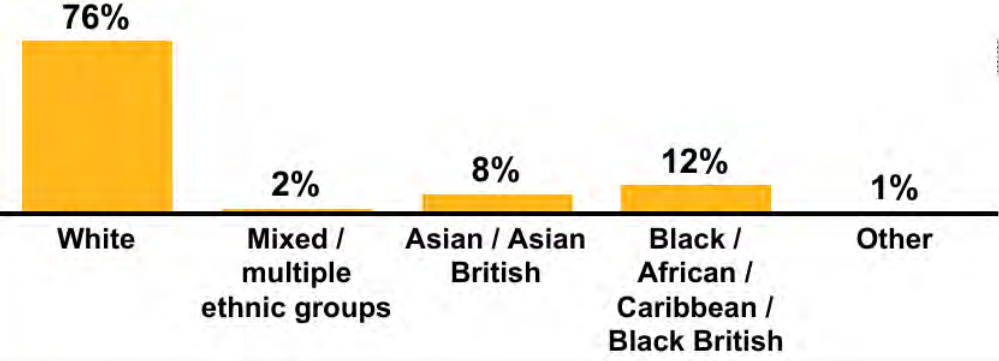
Gender



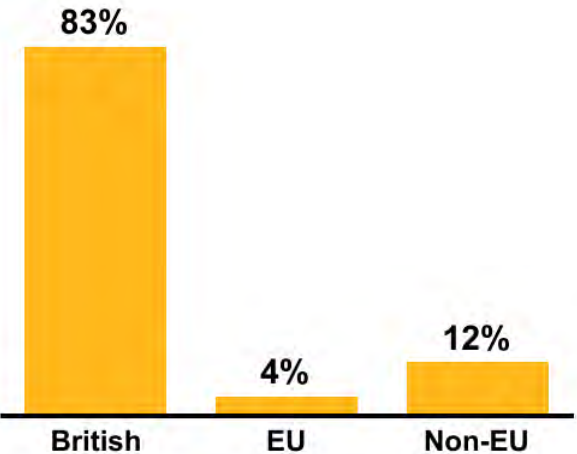
'Other' gender is collected but not yet included in analysis. [Click here for more information:](#)



Ethnicity



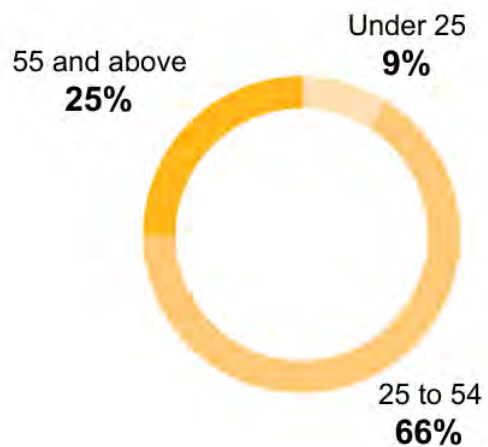
Nationality



Age



43
average age
of a worker



Pay, 2022/23 i

[Download PowerPoint](#)

You are looking at **Leeds**

Use the drop down menus to filter the information shown on this dashboard

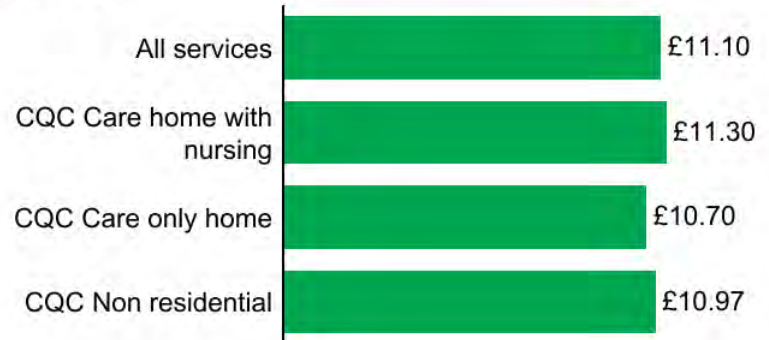
Select a sector:
 Independent

Select a view:
 Average hourly pay

Number of filled posts
 Independent: **18,500**
 Local Authority: **1,500**

Independent sector - Average hourly pay

Service



Job role



Independent sector - Average hourly pay (nominal and real term)

Care workers only i



Qualifications and training, 2022/23

[Download PowerPoint](#)

You are looking at **Leeds**

Use the drop down menus to filter the information shown on this dashboard

Select a sector: All sectors **Select a service:** None

This page contains information about filled posts in the **local authority and independent** sectors only

Social care qualifications held

Select a job role:
None



Select a job role:
All job roles

Care Certificate

Level of social care qualification

Top 3 training categories



Glossary

[Download PowerPoint](#)

- Select a glossary definition:
- Care need
 - Directly employed
 - Employees
 - Filled posts
 - FTE filled posts
 - Indirectly employed
 - Job role
 - People
 - Sector
 - Service
 - Total posts
 - Vacant posts

Care need

ASC-WDS users can select from a list of 23 types of care need that are provided at their establishment. An establishment may select one or more of these categories.

Specialist services - establishments that provide care and support only for people with learning disabilities and/or autism or mental health.

Amongst other services - establishments that provide care and support for people with learning disabilities and/or autism or mental health, alongside other client groups.



[Press here to go to Monthly Tracking](#)